

Conoflow®

GFH25XT1767 Series IEEE Qualified Airpak, Filter-Regulator

Conoflow's IEEE Airpak, Filter-Regulators have been qualified in accordance with the requirements of IEEE 323-1974 and the recommended practices of IEEE 344-1975. The test program Thermal Aging, Radiation Aging, Wear Aging, Seismic Qualification and Steam Line Break Testing. For details of test conditions, consult the factory.

Standard Specifications

Regulated Output Pressure Ranges: 0-25, 60, and 125 PSIG (0-172, 414, and 862 kPa)

Maximum Supply Pressure: 200 PSIG (1379 kPa)

Flow Capacity: 16 SCFM (0.453 m³/min) with 100 PSIG (690 kPa) Supply Pressure

Sensitivity: 0.1 PSIG (0.69 kPa)

Supply Pressure Effect: Maximum of 3.7 PSI increase, per 25 PSI decrease in supply pressure

Ambient Temperature Range: -20°F to +150°F (-29°C to +66°C)

Filter Rating: 10 micron (cellulose)

Approximate Shipping Weight: 3.12 lbs (1.41 kg)

MATERIALS OF CONSTRUCTION

Body: Brass

Bonnet: Brass

Bowl: Brass

Valve Plug: Stainless Steel

Filter Element: Cellulose

Diaphragm O-Rings: Viton

DIMENSIONAL DATA - ADVERTISING DRAWINGS

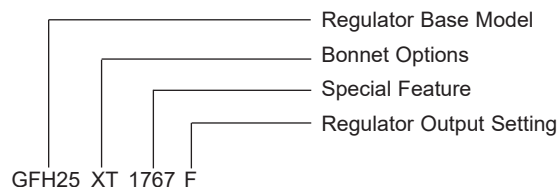
GFH25XT1767 Series Airpak, Filter-Regulator: A17-135



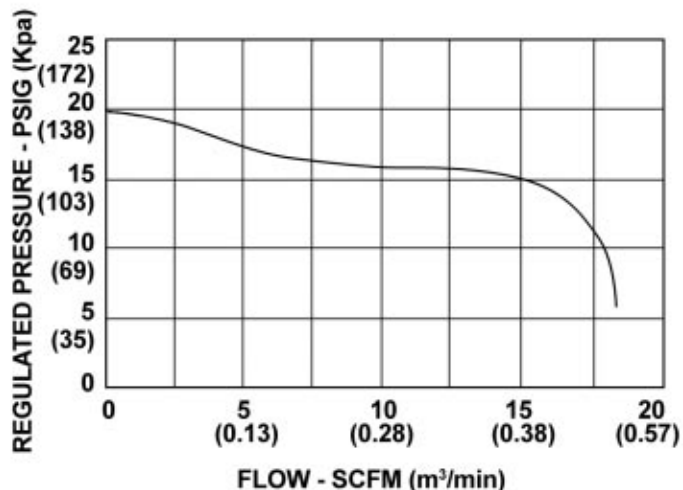
Ordering Sequence — Select desired option for each category

TEXT POSITION 1 through 5	OPTION CODE GFH25	REGULATOR BASE MODEL Airpak, Filter-Regulator
6-7	XT	BONNET OPTIONS Threaded Bonnet (Standard)
8-11	1767	SPECIAL FEATURES IEEE Qualified Filter Regulator, IEEE 323-1974, IEEE 344-1975
12	C F G	REGULATED OUTPUT SETTINGS 0-25 PSIG (0-172 kPa) 0-60 PSIG (0-414 kPa) 0-125 PSIG (0-862 kPa)

Example

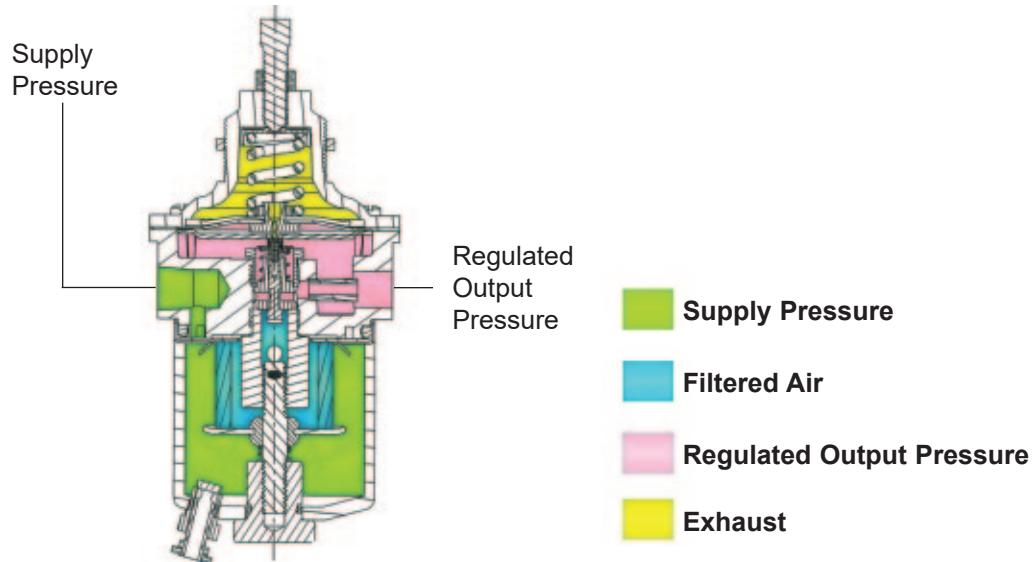


Flow Characteristics



Series IEEE Qualified Regulator

Principle of Operation



Dimensional Views

